

5.5" x 8.5" Front Image

Image Size: 5.625" x 8.625"



LIVE AREA

Place all important images and text in this area



SAFE ZONE

Text and images in this area are AT RISK of being cut off



BLEED

Text and images in this area WILL BE CUT off.
Anything intended to print to the edge should be extended into this area.




OPEN OR IMPORT TEMPLATE FILES AT 300 DPI

DELETE THIS LAYER!

You must delete this layer or it may be printed in your finished product. We will not be responsible for reprinting your job if this layer is included in your file or if your file is not set up with the proper bleeds/safe zones.

5.5" x 8.5" Bottom Address Back Image

Image Size: 5.625" x 8.625"

-  **LIVE AREA**
Place all important images and text in this area
-  **SAFE ZONE**
Text and images in this area are AT RISK of being cut off
-  **BLEED**
Text and images in this area WILL BE CUT off. Anything intended to print to the edge should be extended into this area.

OPEN OR IMPORT TEMPLATE FILES AT 300 DPI

DELETE THIS LAYER!

You must delete this layer or it may be printed in your finished product. We will not be responsible for reprinting your job if this layer is included in your file or if your file is not set up with the proper bleeds/safe zones.

These white boxes are showing the placement of the required USPS address elements. Do not build these boxes into your card design. They will automatically overlay on top of your artwork once printed.